

GOFF 8th Grade Trip to Washington, DC!

This is an easy and ongoing opportunity to earn money for YOUR PERSONAL ACCOUNT to offset the cost of this memorable trip. It's easy because everything is done online with an e-blast (you can also use social media and even create your own PERSONALIZED STOREFRONT!) We help you set up all of this – just follow the prompts found on the reverse side of this sheet!!! And the best part is that you will earn a 45% profit on every sale that comes in on your behalf (and another 10% goes to the general trip fund.) Here's how it all works:

Everybody is interested in something, and we have more than 900 magazines offers from which people can choose – all done online. Your customers are free to place a new order or RENEW MAGAZINES THEY ARE ALREADY RECEIVING, regardless of when the current subscription expires. If they are going to renew it anyway, they can purchase through you, save money (all prices are discounted) and help you increase your PERSONAL TRIP ACCOUNT!!! We also offer DIGITAL SUBSCRIPTIONS and GIFT CARDS (these make thoughtful holiday gifts – the person receiving the card can use it for a new subscription or to renew a current one.)

This is a good example of the savings: "People Magazine" is very popular. If you go to www.People.com, a 1-year subscription costs \$1.65 per issue, which is a great savings from the \$4.99 newsstand price. But in subscribing online through our program, your customer pays ONLY \$1.00 an issue for the identical magazine (and you earn \$22.50 for your PERSONAL ACCOUNT from this one sale!) Plus, this is opportunity will remain open to you January 11, 2017. But hurry, before people you know buy magazines from someone else!

We expect that some families will pay for their child's entire trip through this project. A few examples:

Total Amount Sold

\$100
\$200
\$300
\$500
\$825

Your Expense Reduced By

\$ 45
\$ 90
\$135
\$225
Your Washington, DC, trip is paid for!!!

Our code is: **GOFF8** (no space)

To get started, go to www.apmags.com/campaign to set up your storefront

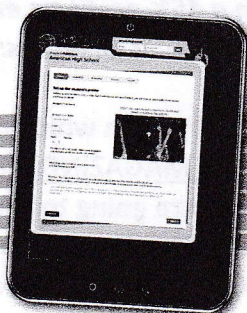
Or, here's all your customers need to do:

- 1) Go to: apmags.com and click "I'd like to shop and support..."
- 2) Enter our code – GOFF8 and then your name so you get credit for their purchase – it's that easy! But, remember – you can set up your own storefront and have everybody come to you instead!

(Need assistance with your storefront? Call Customer Service at 1-800-284-9711)

IT'S EASY To Get Started

Step 1



GO TO APmags.com/campaign

or click the link on your school or group website, if it's posted. Follow the prompts to participate in this online magazine sale.


Step 2



CREATE YOUR PERSONALIZED STOREFRONT™

You will be able to upload a selfie and create Me2®, an avatar that looks like you! **And talks!** As you move through the simple steps, your avatar will earn virtual rewards for his/her locker; and you will be creating your own personalized storefront™ that friends and family will be excited to see.


Step 3



SEND EMAILS AND SHARE ON SOCIAL MEDIA

Send emails to your friends and family and they will see your picture, goal, and special message while they shop online and support your school or group. It's easy to share on social media, too!

Step 4



YOUR PERSONALIZED CODE

After sending emails, you will receive your own **unique code**. Write your code in the space provided on your catalog. Easily print **personalized flyers** or **business cards** with your code on them. Share with family and friends you want to contact in person. Your code will allow them to easily shop online in your personalized storefront™.

Have
Fun!

Thank you for participating
in the online magazine fundraiser!

AmericanPublishers
Our Focus is Fundraising

141-0516