



**Mr. Jeffrey Simons,**  
*Superintendent*

## ***Donald P. Sutherland School***

4 John St.  
P.O. Box 429  
Nassau, NY 12123

Phone (518) 207-2620 • Fax (518) 766-9548



**Jack Alvey,**  
*Principal*

April 2019

Dear Parent(s)/Guardian(s),

We would like to announce our 10<sup>th</sup> Annual DPS School Flag Contest. All of our students are invited to participate in this contest. Applications and art work must be turned in to the main office by May 8. Our first round of judging will be completed by our Character Education committee. This will be completed no later than May 17. The committee will select up to five finalists. Our finalists' flags will then be a part of our annual school-wide student vote. This coincides with the school district budget vote on the evening of Tuesday, May 21. The winning flag from the student-wide vote will be featured as our school flag for the 2019-2020 school year. An actual flag will be purchased and hung at DPS.

### Criteria:

As you create your flag, here are a few things you may want to consider:

- 🌻 Flag must fit on a standard 8.5 x 11 sheet of paper (You may utilize the back of the application) or a separate piece of white paper.
- 🌻 Consider our school colors (blue and gold), character education program, mascot (Golden Eagle named Spirit), or other symbol that you feel fits into our DPS School Community.
- 🌻 Place your name, grade and teacher on the back of the flag. (Each submitted flag will then receive a number).
- 🌻 This should be the children's work. The winning flag may have minor modifications made to it with the company creating the full-size flag.

We look forward to seeing all of the children's flags and the final vote on May 21. Best of luck to all and have fun making your flag!!!

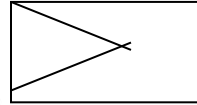
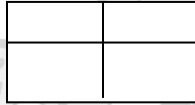
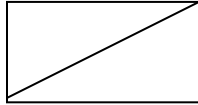
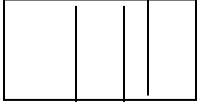
Sincerely,

The DPS Flag Committee

# Flag Design


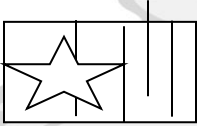
## Step #1

Use one or more lines to divide the field or background of the flag, such as:



## Step #2

Add one simple shape on the field of the flag, such as:



## Step #3

- Color the flag design using 2 or 3 colors.
- Items to consider:
  - Our school colors are blue and gold
  - Our school mascot is the golden eagle
  - Good character illustrations
  - Use large simple shapes without details
  - Do not use words
- Draw your unique design on page provided.
- Make sure you write your name, grade and teacher on the back of the flag.

