

D.P.S. SUMMER READERS 2017

June, 2017

Dear Parent or Guardian:

Throughout our current school year, a team of D.P.S. teachers and I continued to meet to develop our school-wide, incentive based, summer reading program that will assist students in maintaining their reading fluency and comprehension skills, build confidence and avoid summer regression.

Summer vacation affords our students opportunities to enrich their reading interests and expand important literacy skills. Our building level program will be offered to encourage all students to read throughout July and August.

Here's the plan for all students who are entering kindergarten through grade five:


1. Choose books off of the Grade Level Suggested Summer Reading List. You may supplement these titles with:
 - Recommendations from your teachers
 - Recommendations from your community librarians
 - Select a book that is has a high level of personal interest.
2. Prepare one bookmark for each book you read.
 - Respond to each book on a bookmark. Use the suggested list of prompts on the back of the bookmark.
 - Write legibly and use full sentences, unless you are asked to draw, label or list.
 - Students will receive a raffle ticket for each completed bookmark. Prizes will be drawn during the month of September.
3. Complete our DPS Bingo board! Each type of Bingo will have a different incentive that can accumulate!
 - 4 Corners= Homework Pass
 - Regular Bingo= Ice Cream Certificate
 - L, +, T, X= Free Book + 2nd homework Pass
 - Outer Edge 16= Pass to the Great Escape
 - Cover All= Pizza Party w/Field Day Games

****** EACH BINGO BOX REPRESENTS ONE DAY OF READING**


4. Bring all completed bookmarks and your Bingo board to your new classroom teacher by Friday, September 8, 2017. Participating students will receive recognition for participating in our building level program.

Wishing you a wonderful summer filled with book adventures!

Mr. Alvey and the Summer Reading Team



First Grade Suggested Summer Reading List



Note: The following books are only suggestions. Please feel free to add any books that are appropriate for your reader. The staff in the children's area of the public library will also have many wonderful suggestions for you.

Research has shown that the single greatest factor in predicting reading success is whether a child is read to when young. Here are some titles to get you started! Please note that the reading level of the books suggested varies. If your child is already reading, have him or her read a page of the book aloud to you to see if it is a good fit. If they struggle with more than a few words on the page, it is probably too difficult, but the book would still be a great book to read aloud to your child.

Fun Books to Share

- *And I Mean It, Stanley* by Crosby Bonsall
- Arthur series by Marc Brown
- *A Bad Case of the Stripes* by David Shannon
- Berenstain Bear series by Jan and Stan Berenstain
- Clifford series by Norman Bridwell
- *Dinosaur Time* by Peggy Parish
- *The Eye Book* by Theo LeSieg
- Franklin series by Paulette Bourgeois
- Froggy series by Jonathan London
- *Green Eggs and Ham* by Dr. Seuss
- *Hi! Fly Guy* by Tedd Arnold
- *How I Became a Pirate* by Melinda Long
- Junie B. Jones series by Barbara Park
- Little Critter series by Mercer Mayer
- *Morris the Moose* by Bernard Wiseman
- Nate the Great series by Marjorie Weinman Sharmat
- *Rainbow Fish* by Marcus Pfister
- *The Very Busy Spider* by Eric Carle

Learning to Read Series

- Hello Reader!
- I Can Read Books
- Puffin Easy-to-Read
- Step Into Reading Levels 1-4

Alphabet Books

- *Animalia* by Graeme Base
- *The Icky Bug Alphabet Book* by Jerry Pallotta
- *Z Was Zapped* by Chris Van Allsburg

Math in Picture Books

- *How Much Is a Million?* by David M. Schwartz
- *One Potato: A Counting Book of Potato Prints* by Diana Pomeroy
- *Ten Sly Piranhas: A Counting Story in Reverse, (A Tale of Wickedness—and Worse!)* by William Wise
- *When Sheep Cannot Sleep* by Satoshi Kitamura

Classics to Read to a First Grader

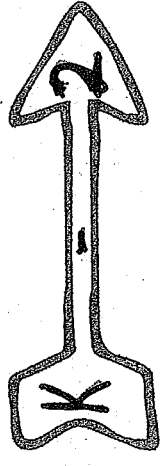
- *Leo the Late Bloomer* by Robert Kraus
- *The Little House* by Virginia Lee Burton
- *Make Way for Ducklings* by Robert McCloskey
- *When Will I Read?* by Miriam Cohen

Caldecott Awards and Honor Books

- *Alphabet City* by Stephen Johnson
- *Ashanti to Zulu: African Traditions* by Margaret Musgrove
- *The Hello, Goodbye Window* by Norton Juster and Chris Raschka
- *Owen* by Kevin Henkes
- *The Polar Express* by Chris Van Allsburg
- *A Story, A Story* by Gail E. Haley

Enjoy!

ASKING THE RIGHT QUESTIONS



When reading with your child, check for understanding by asking questions. Don't just ask questions at the end, it's important to check for understanding before, during and after reading. Here are some questions to ask!

BEFORE

- What do you think will happen in this story?
- What might be the problem?
- Where may be the setting of the story?
- What do you know about this topic?
- What does this story make you think of?
- What are you wondering?
- What does the title tell you?

DURING

- What do you think will happen next?
- What can you tell me about the story so far?
- How do you feel about the story so far?
- What questions do you have?
- Why do you think the character did that?
- What would you have done?

AFTER

- What was the title?
- What was the problem/solution in the story?
- Why do you think the author wrote this book?
- What was your favorite/least favorite part?
- What would you change about the story?
- What will happen next?




Student Name: _____

Teacher Name: _____

Kindergarten/Grade 1 Bingo Board

EACH BINGO BOX REPRESENTS ONE DAY OF READING

B	I	N	G	O
Read a non-fiction book and tell an adult 2 facts you learned. Date: _____ Parent Initial: _____	Read out loud to an adult. Date: _____ Parent Initial: _____	Read a book by your favorite author. Date: _____ Parent Initial: _____	Read in the kitchen under the table. Date: _____ Parent Initial: _____	Read with a flashlight. Date: _____ Parent Initial: _____
Read in your pajamas. Date: _____ Parent Initial: _____	Read laying on your stomach. Date: _____ Parent Initial: _____	Read in a pillow fort. Date: _____ Parent Initial: _____	Read outside under a tree. Date: _____ Parent Initial: _____	Read at the park on the slide or swing. Date: _____ Parent Initial: _____
Read while eating a snack. Date: _____ Parent Initial: _____	Read one book in a series. Date: _____ Parent Initial: _____	Read on a Saturday and Sunday. Date: _____ Parent Initial: _____	Try a book you think you won't like. Date: _____ Parent Initial: _____	Read out loud to a little kid. Date: _____ Parent Initial: _____
Read out loud a book from the library. Date: _____ Parent Initial: _____	Tell a joke you read in a book. Date: _____ Parent Initial: _____	Read a poem. Date: _____ Parent Initial: _____	Retell a story you read in your own words. Date: _____ Parent Initial: _____	Read after dinner. Date: _____ Parent Initial: _____
Read in a closet. Date: _____ Parent Initial: _____	Reread a favorite book. Date: _____ Parent Initial: _____	Read in the bathtub. Date: _____ Parent Initial: _____	Read in the living room. Date: _____ Parent Initial: _____	Read out loud to a stuffed animal (or a real one.) Date: _____ Parent Initial: _____



Student Name: _____


Class: _____ September Grade: 1

Title: _____

Author: _____

Response: _____

Please provide a written response to one of the attached prompts.



Student Name: _____

Class: _____ September Grade: 1

Title: _____

Author: _____

Response: _____

Please provide a written response to one of the attached prompts.

RESPONSE CHOICES FOR STUDENTS ENTERING
GRADE ONE-GRADE FIVE

1. Describe a character who is similar to you or different from you.
2. Explain how a character reminds you of someone you know.
3. Write three questions for the author or write three questions you had as you read the book.
4. Explain what was learned by one of the characters.
5. Draw and label a picture of the place where a character lived.
6. Tell why you chose this book.
7. List five new words you learned.
8. Predict what the main character might do tomorrow.
9. Choose three perfect words to describe one of the characters.
10. Create a new book award title. Explain why it should be awarded to this book.
11. Choose someone you know and explain why he or she would enjoy reading this book.
12. Describe two things that a character did or said that revealed his or her personality.
13. Tell why the book should be made into a movie.
14. Describe or draw and label the setting of the story.
15. Explain how you would have handled the main character's problem.
16. Specify two things that you learned from reading this book.
17. Write or draw and label a shopping list for a character.
18. Tell why you would like to spend a day with a character.
19. Quote the funniest line in the book.
20. Explain how this book reminds you of another book that you read.
21. Tell about the biggest surprise in the story.
22. Describe the smartest thing a character said or did.
23. Tell about the saddest event in the book.
24. Copy two or more sentences with beautiful language.
25. Tell about something a character did that you'd like to do.
26. Summarize the story in three sentences.
27. Draw and label or describe the most important event.

RESPONSE CHOICES FOR STUDENTS ENTERING
GRADE ONE-GRADE FIVE

1. Describe a character who is similar to you or different from you.
2. Explain how a character reminds you of someone you know.
3. Write three questions for the author or write three questions you had as you read the book.
4. Explain what was learned by one of the characters.
5. Draw and label a picture of the place where a character lived.
6. Tell why you chose this book.
7. List five new words you learned.
8. Predict what the main character might do tomorrow.
9. Choose three perfect words to describe one of the characters.
10. Create a new book award title. Explain why it should be awarded to this book.
11. Choose someone you know and explain why he or she would enjoy reading this book.
12. Describe two things that a character did or said that revealed his or her personality.
13. Tell why the book should be made into a movie.
14. Describe or draw and label the setting of the story.
15. Explain how you would have handled the main character's problem.
16. Specify two things that you learned from reading this book.
17. Write or draw and label a shopping list for a character.
18. Tell why you would like to spend a day with a character.
19. Quote the funniest line in the book.
20. Explain how this book reminds you of another book that you read.
21. Tell about the biggest surprise in the story.
22. Describe the smartest thing a character said or did.
23. Tell about the saddest event in the book.
24. Copy two or more sentences with beautiful language.
25. Tell about something a character did that you'd like to do.
26. Summarize the story in three sentences.
27. Draw and label or describe the most important event.