

PAY THE CHROMEBOOK MAINTENANCE FEE ON MYSCHOOLBUCKS.COM

Global Payments Inc. [US] | <https://www.myschoolbucks.com/ver2/login/getmain.action>

MY SCHOOL BUCKS

School Payments Made Easy

From the cafeteria to the classroom, pay anytime, anywhere from your computer or smartphone.

Log In to Your Account

Username / Email

Password

Remember Me

[Forgot your username or password?](#)

[Don't have an account? Sign up today!](#)

Step 1 – LOGGING IN TO THE SYSTEM Go to www.myschoolbucks.com If you have an account already, just log in. If you do not have an account, click **Sign Up Today** and follow the screens to add your account.

HOME >

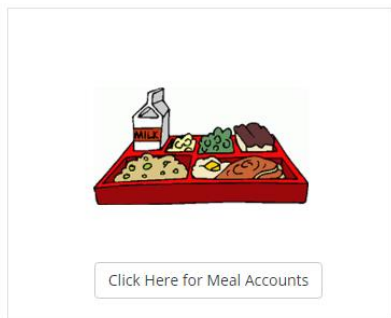
My Students

Add, Edit, and Remove Students

Name	Low Balance Threshold	
Aidan Goodwin	\$10.00	Edit Remove

Step 2 - ADD YOUR STUDENT IF YOU NEED TO - If your child is not in the system as a student, you must add him or her. Scroll down to the bottom and click on **My Students**. Click **Add Student** if you need to and follow the prompts.

PAY THE CHROMEBOOK MAINTENANCE FEE ON MYSCHOOLBUCKS.COM



Step 3 – ACCESS THE SCHOOL STORE - Scroll down to reveal the two menu buttons. Click the one on the right for the **School Store**.

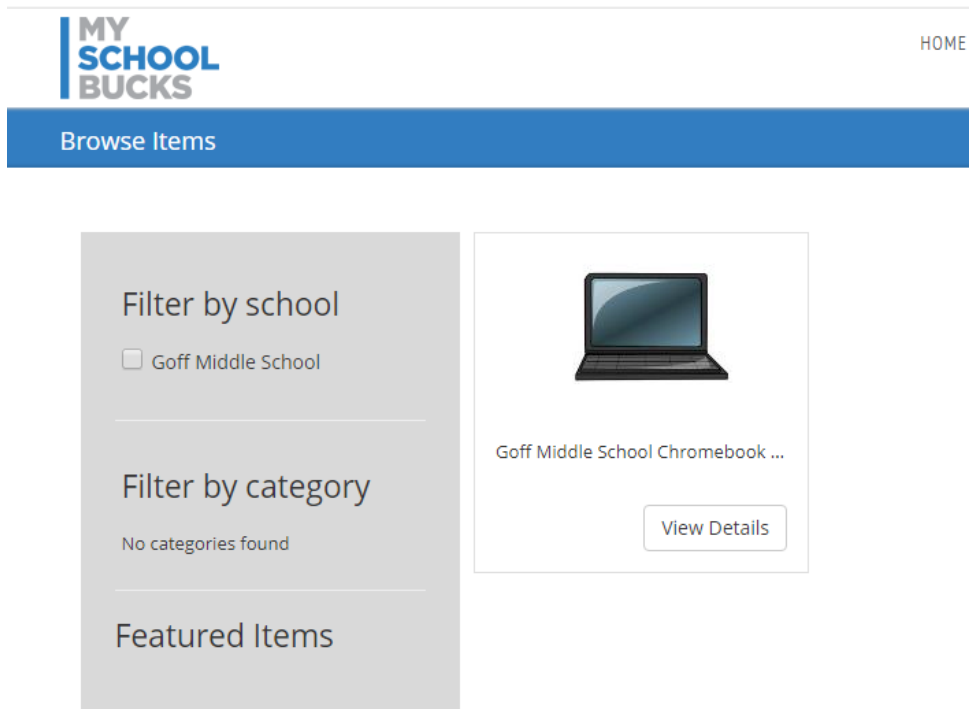
Welcome to the East Greenbush Central Schools School Store

MySchoolBucks School Store gives you convenient, 24/7 access to pay for school related items. See what's new in the school store today. Click the BROWSE ALL ITEMS button to get started. It's easy!

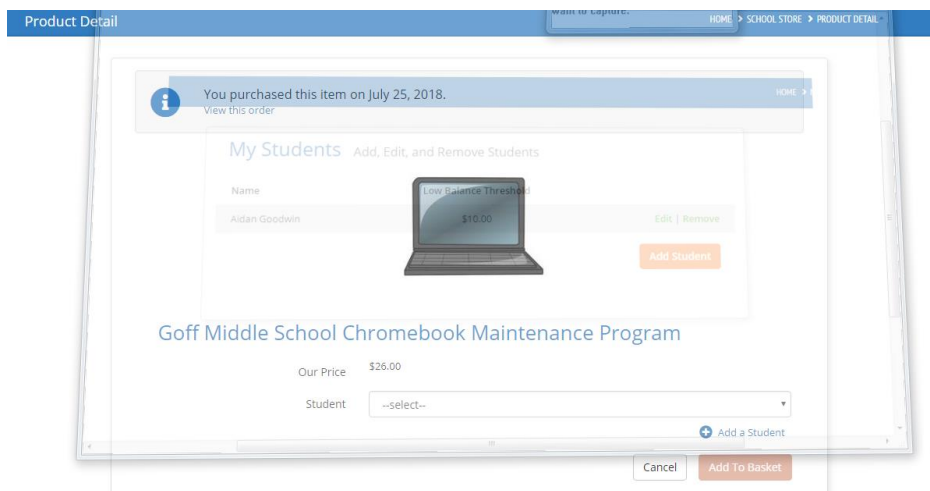
[Browse All Items](#)

Step 4 - When the School Store banner comes up, click on **Browse All Items**.

PAY THE CHROMEBOOK MAINTENANCE FEE ON MYSCHOOLBUCKS.COM



Step 5 – PAY THE CHROMEBOOK MAINTENANCE FEE - Click to see the details of the school that your student attends, and the *Chromebook Maintenance Fee* screen.



STEP 6 – PAY THE CHROMEBOOK MAINTENANCE FEE – Follow the screens to enter your payment.